

Piner High School **ATHLETIC HALL OF FAME**



Piner Basketball 1967-1979

Win/Loss and Individual Statistics

Data Notes

This data was collected for the purpose of evaluating potential teams and players of the Coach Mike Gaddie era from 1966 to 1991 for Piner Hall of Fame consideration.

This data was primarily collected over a two month period in the spring and early summer of 2012. All data was collected from newspaper microfilm, almost solely from the Press Democrat with a few minor exceptions. Primary data collection took place at the Sonoma County Library (Santa Rosa Branch) and at the California State Library in Sacramento, CA. Other research took place at Sonoma State Library (Rohnert Park Cotati Clarion Newspaper), Petaluma Branch (Petaluma Argus-Courier Newspaper), Healdsburg Branch (Healdsburg Tribune), Cloverdale Branch (Cloverdale Reveille Newspaper) and Calistoga Library (The Weekly Calistogan Newspaper).

This research required approximately 100 hours of data collection (approximately 4 hours per season for 25 seasons). Total game score and total Piner individual scoring was recorded into Excel spreadsheets. Data was not collected for free throws vs. field goals (this data was not consistently recorded by the newspapers in any case) nor was score by quarters and individual opponent scoring. Only one scorebook was found: the 1984 season however this scorebook was missing tournament scoring data. The 1984 season and all of its data was still verified or corrected by Press Democrat reporting. Unfortunately data such as rebounds, assists, turnovers, minutes played, and other data was not recorded consistently by the scorekeepers (as was the case in the 1984 scorebook) nor reported with any consistency by the newspapers and thus could not be recorded here.

All data collection and analysis was produced or supervised by Paul Sanchiatti and any omissions and errors should be reported to him at psanchiatt@aol.com.

Missing Data

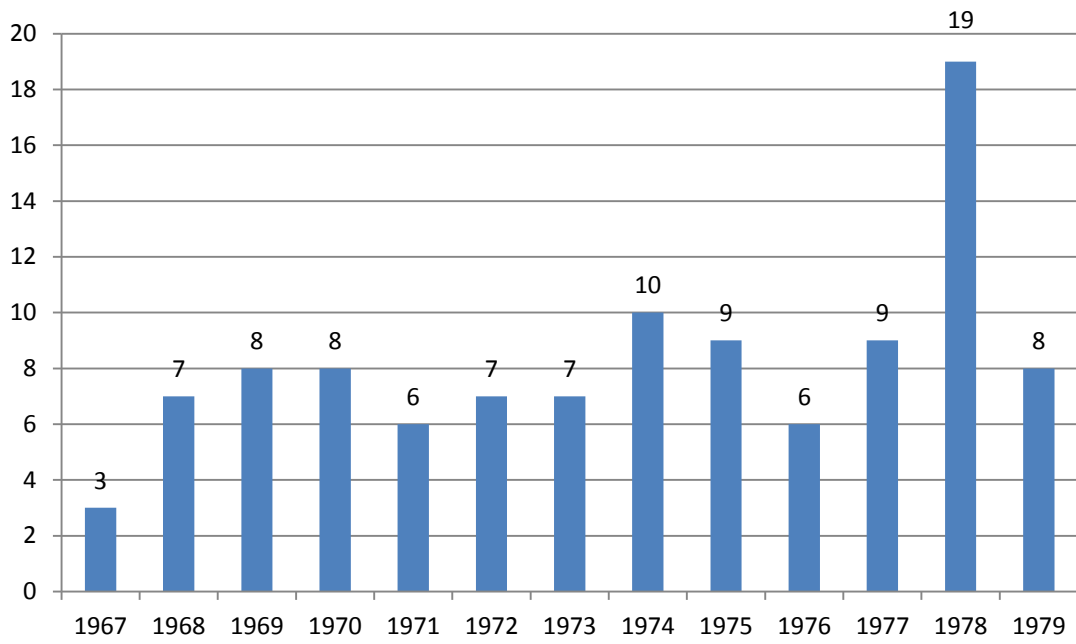
- The box score is missing for Piner's first victory on 12/14/1966 against Concordia and therefore individual scoring is not known. However, a Press Democrat article does mention the final score.
- A loss occurred to an unknown team on approximately 12/20/1966. The loss is referred to in subsequent Press Democrat articles but the team is unknown and so is the final score and individual scoring. This is only unknown game score for the Coach Gaddie era.
- A box score is missing for a loss against Cloverdale on 12/8/1967 and thus individual scoring is unknown. Both the Press Democrat and Cloverdale Reveille newspapers were searched. However, articles in both papers refer to the final score.

- The exact date of a win against Calistoga is unknown. It is believed to have occurred on 12/27/1967 or thereabouts. The box score is missing and therefore individual scoring is unknown. However, a Press Democrat article does refer to the final score. Both the Press Democrat and The Weekly Calistogan were devoid of any box score for this game.
- The date of a loss to Santa Rosa is not known. It is believed to have occurred between 12/13/1968 and 12/17/1968. The box score is missing as well and therefore individual scoring data is missing. An article in the Press Democrat does mention the final score.
- A box score is missing for a win against Montgomery on 12/8/1979 and thus exact individual scoring is not known except for one Piner player. This was Piner and Montgomery's first game of the Healdsburg REIBT. Both the Press Democrat and Healdsburg Tribune newspaper archives were searched. Articles in both newspapers only referred to only one Piner player's scoring.
- The box score is missing for a 12/8/1984 game against Ukiah in the Cloverdale Tournament. Both the Press Democrat and Cloverdale Reveille and the Ukiah Daily Journal newspaper only mentioned the final score and high Piner scorers.
- The location of a 2/24/1987 NBL playoff game to Cardinal Newman is unknown.

Points Per Game Determination

Unless a player scored in every game (and therefore the number of games played is known) or an article described a player missing a game because of illness (or other situation) or it is obvious a player missed early games due to football season or it is obvious that a player had just been brought up from the JV's and started and continued scoring, it is impossible to accurately determine points per game. Therefore, if a player scored few points for any given season, points per game should be looked upon as a probable inaccurate statistic.

Piner High Basketball Wins 1967-1979



Piner 1966-1967

| Date | Opponent | Piner | Opponent | W-L |
|------------|---------------|-------|----------|-----|
| 12/2/1966 | EM at Healds. | 34 | 47 | L |
| 12/9/1966 | St. Helena | 42 | 63 | L |
| 12/14/1966 | Concordia | 57 | 52 | W |
| 12/16/1966 | at Clear Lake | 45 | 64 | L |
| 12/20/1966 | Unknown | ? | ? | L |
| 12/29/1966 | Calistoga | 54 | 58 | L |
| 12/30/1966 | Rohnert Park | 45 | 57 | L |
| 1/3/1967 | at Analy | 48 | 64 | L |
| 1/7/1967 | CN | 53 | 67 | L |
| 1/13/1967 | Cloverdale | 42 | 59 | L |
| 1/17/1967 | Analy | 58 | 63 | L |
| 1/20/1967 | Clearlake | 41 | 52 | L |
| 1/24/1967 | at EM | 46 | 48 | L |
| 1/27/1967 | Fort Bragg | 48 | 66 | L |
| 2/3/1967 | St. Helena | 34 | 54 | L |
| 2/4/1967 | Lower Lake | 61 | 49 | W |
| 2/7/1967 | EM | 27 | 36 | L |
| 2/11/1967 | Lower Lake | 55 | 54 | W |
| 2/17/1967 | at Fort Bragg | 34 | 71 | L |
| 2/21/1967 | Cloverdale | 36 | 48 | L |
| 2/24/1967 | at CN | 30 | 57 | L |

Total Points

890

1129

Average Points Per Game

44.5

56.5

3W-18L

| | Points | PPG |
|------------|--------|------|
| Wirtz | 272 | 13.0 |
| Velasquez | 167 | 8.0 |
| Lowrie | 123 | 6.5 |
| Rose | 84 | 4.4 |
| Eichman | 70 | 3.7 |
| Cox | 63 | 3.3 |
| Tillman | 44 | 2.3 |
| Blackwell | 22 | |
| M.Ciapusci | 15 | |
| Taylor | 9 | |
| Hall | 4 | |
| Bouler | 15 | |
| Unknown | 30 | |

(Complete scoring is only known for Wirtz and Velasquez as mentioned in a PD article)

(Data is missing for all other players for 2 games;PPG is therefore approximated for these players)

Piner 1967-1968

| Date | Opponent | Piner | Opponent | W-L |
|-------------|--------------------------|-------|----------|-----|
| 12/1/1967 | Calistoga | 39 | 44 | L |
| 12/5/1967 | Concordia | 37 | 34 | W |
| 12/8/1967 | Cloverdale | 36 | 45 | L |
| 12/14/1967 | TuleLake/Clover. Tourney | 48 | 51 | L |
| 12/15/1967 | EM/Clover. Tourney | 42 | 53 | L |
| 12/16/1967 | Willits/Clover. Tourney | 41 | 26 | W |
| 12/27/1967? | Calistoga | 58 | 51 | W |
| 12/30/1967 | St. Helena | 31 | 56 | L |
| 1/5/1968 | CN | 37 | 63 | L |
| 1/9/1968 | Terra Linda | 34 | 62 | L |
| 1/12/1968 | Analy | 51 | 66 | L |
| 1/19/1968 | Sonoma | 41 | 51 | L |
| 1/26/1968 | Healdsburg | 43 | 48 | L |
| 1/29/1968 | at EM | 48 | 49 | L |
| 2/2/1968 | at RC | 49 | 44 | W |
| 2/9/1968 | Analy | 51 | 57 | L |
| 2/13/1968 | Sonoma | 60 | 56 | W |
| 2/16/1968 | at Healds. | 41 | 50 | L |
| 2/20/1968 | EM | 46 | 35 | W |
| 2/23/1968 | RC | 50 | 44 | W |

Total Points

883

985

Average Points Per Game

44.2

49.3

7W-13L

| | Points | PPG |
|------------|--------|------|
| Lowrie | 230 | 11.5 |
| Velasquez | 148 | 7.8 |
| Olenberger | 128 | 7.1 |
| Rose | 83 | 4.6 |
| Eichman | 70 | 3.9 |
| Cox | 53 | 2.9 |
| M.Ciapusci | 43 | 2.4 |
| Owen | 40 | 2.2 |
| Boudreax | 25 | |
| Bouler | 9 | |
| Wirtz | 9 | |

(Complete data is only known for Lowrie as mentioned in PD article)

(Data is missing for Velasquez for one game; for all other players, data is missing for two games)

Piner 1968-1969

| Date | Opponent | Piner | Opponent | W-L |
|------------|---------------|-------|----------|-----|
| 12/3/1968 | at Cloverdale | 50 | 51 | L |
| 12/6/1968 | CN | 29 | 28 | W |
| 12/9/1968 | St. Helena | 35 | 22 | W |
| 12/13/1968 | Ukiah | 39 | 54 | L |
| ?? | SR | 26 | 55 | L |
| 12/17/1968 | Terra Linda | 42 | 46 | L |
| 12/20/1968 | Petaluma | 45 | 71 | L |
| 1/7/1969 | at San Marin | 54 | 23 | W |
| 1/10/1969 | at Analy | 44 | 43 | W |
| 1/14/1969 | at CN | 38 | 60 | L |
| 1/17/1969 | at Sonoma | 51 | 67 | L |
| 1/21/1969 | Calistoga | 38 | 27 | W |
| 1/24/1969 | at Healds. | 41 | 63 | L |
| 1/28/1969 | EM | 47 | 45 | W |
| 1/31/1969 | RC | 37 | 39 | L |
| 2/7/1969 | Analy | 39 | 46 | L |
| 2/11/1969 | Sonoma | 62 | 59 | W |
| 2/14/1969 | Healds. | 46 | 41 | W |
| 2/20/1969 | at EM | 38 | 57 | L |
| 2/28/1969 | at RC | 59 | 61 | L |

Total Points

860

958

Average Points Per Game

43.0

47.9

8W-12L

| | Points | PPG |
|-------------|--------|------|
| Lowrie | 196 | 10.9 |
| Owen | 129 | 6.8 |
| Cox | 107 | 5.6 |
| T. Ciapusci | 98 | 5.2 |
| Boudreaux | 97 | 5.1 |
| Fredericks | 85 | 4.5 |
| Robbins | 73 | 3.8 |
| Wirtz | 30 | |
| Mele | 10 | |
| Bouler | 4 | |
| Woods | 1 | |
| Reed | 2 | |

(Individual scoring not known for game vs. S.R. therefore individual scoring is incomplete)

Piner 1969-1970

| Date | Opponent | Piner | Opponent | W-L |
|------------|---------------|-------|----------|-----|
| 12/2/1969 | Cloverdale | 62 | 42 | W |
| 12/5/1969 | San Marin | 58 | 61 | L |
| 12/9/1969 | at St. Helena | 55 | 39 | W |
| 12/12/1969 | at Ukiah | 41 | 43 | L |
| 12/16/1969 | Terra Linda | 44 | 45 | L |
| 12/19/1969 | Petaluma | 38 | 51 | L |
| 1/2/1969 | San Marin | 52 | 43 | W |
| 1/6/1970 | RC | 64 | 55 | W |
| 1/13/1970 | EM | 58 | 48 | W |
| 1/16/1970 | at Healds. | 41 | 45 | L |
| 1/20/1970 | at Sonoma | 65 | 67 | L |
| 1/23/1970 | Analy | 54 | 43 | W |
| 1/27/1970 | at CN | 56 | 55 | W |
| 1/30/1970 | at RC | 60 | 62 | L |
| 2/6/1970 | at EM | 55 | 52 | W |
| 2/10/1970 | Healds. | 52 | 74 | L |
| 2/13/1970 | Sonoma | 54 | 70 | L |
| 2/17/1970 | at Analy | 36 | 51 | L |
| 2/20/1970 | CN | 46 | 59 | L |

Total Points

991

1005

Average Points Per Game

52.2

52.9

8W-11L

| | Points | PPG |
|-------------|--------|------|
| T. Ciapusci | 294 | 16.3 |
| Starr | 170 | 9.4 |
| Fredericks | 165 | 9.2 |
| White | 151 | 8.4 |
| Nunes | 94 | 5.2 |
| Gould | 43 | 2.3 |
| Hurt | 27 | 1.4 |
| Benford | 14 | |
| Platt | 11 | |
| McIntosh | 8 | |
| Wentworth | 4 | |
| Hall | 12 | |

Piner 1970-1971

| Date | Opponent | Piner | Opponent | W-L |
|------------|--------------------------|-------|----------|-----|
| 12/1/1970 | at Terra Linda | 34 | 62 | L |
| 12/4/1970 | Santa Rosa | 42 | 50 | L |
| 12/8/1970 | St. Helena | 46 | 39 | W |
| 12/11/1970 | Ukiah | 33 | 44 | L |
| 12/17/1970 | Rose City/Justin | 54 | 34 | W |
| 12/18/1970 | Rose City/Marin Catholic | 39 | 46 | L |
| 12/19/1970 | Rose City/CN | 39 | 50 | L |
| 1/2/1971 | Marin Catholic | 45 | 49 | L |
| 1/5/1971 | at R. Cotate | 44 | 47 | L |
| 1/8/1971 | at Montgomery | 36 | 56 | L |
| 1/12/1971 | at El Molino | 49 | 27 | W |
| 1/15/1971 | Healdsburg | 54 | 44 | W |
| 1/19/1971 | Sonoma | 35 | 56 | L |
| 1/22/1971 | at Analy | 33 | 38 | L |
| 1/26/1971 | Newman | 51 | 53 | L |
| 1/29/1971 | R. Cotate | 53 | 70 | L |
| | Bye | | | |
| 2/5/1971 | El Molino | 45 | 36 | W |
| 2/9/1971 | at Healdsburg | 45 | 41 | W |
| 2/11/1971 | at Sonoma | 54 | 70 | L |
| 2/16/1971 | Analy | 41 | 44 | L |
| 2/19/1971 | at Newman | 63 | 83 | L |

Total Points

935

1039

Average Points Per Game

44.5

49.5

6W - 15L

| | Points | PPG |
|---------------|--------|------|
| Fredericks | 313 | 14.9 |
| Nunes | 218 | 10.4 |
| Gould | 161 | 7.7 |
| Ken Benford | 87 | 6.2 |
| Hindley | 36 | 4.0 |
| F. Sanchietti | 67 | 3.2 |
| Wentworth | 20 | 1.0 |
| Koski | 19 | 1.0 |
| Jones | 12 | |
| Vega | 7 | |
| Brian Cann | 4 | |

Piner 1971-1972

| Date | Opponent | Piner | Opponent | W-L |
|--------------------------------|--------------------|-------------|-------------|---------------|
| 11/30/1971 | St. Helena | 32 | 46 | L |
| 12/3/1971 | at Fortuna | 43 | 34 | W |
| 12/4/1971 | at Fortuna | 47 | 43 | L |
| 12/10/1971 | at Ukiah | 32 | 54 | L |
| 12/16/1971 | Rose City/St. Pats | 33 | 55 | L |
| 12/17/1971 | Rose City/Mt. Eden | 23 | 47 | L |
| 12/18/1971 | Rose City/Novato | 38 | 51 | L |
| 1/3/1972 | Terra Linda | 45 | 52 | L |
| 1/7/1972 | at Santa Rosa | 36 | 49 | L |
| 1/11/1971 | R. Cotate | 40 | 48 | L |
| 1/14/1971 | at Montgomery | 32 | 59 | L |
| 1/18/1971 | El Molino | 40 | 39 | W |
| 1/21/1971 | Healdsburg | 45 | 39 | W |
| 1/25/1971 | Sonoma | 39 | 55 | L |
| 1/28/1971 | Analy | 51 | 41 | W |
| 2/2/1971 | Newman | 36 | 73 | L |
| 2/4/1971 | R. Cotate | 49 | 43 | W |
| 2/8/1971 | Bye | | | |
| 2/10/1971 | El Molino | 45 | 40 | W |
| 2/15/1971 | Healdsburg | 34 | 33 | W |
| 2/18/1971 | Sonoma | 31 | 42 | L |
| 2/22/1971 | Analy | 42 | 50 | L |
| 2/24/1971 | Newman | 42 | 50 | L |
| Total Points | | 855 | 1043 | |
| Average Points Per Game | | 38.9 | 47.4 | 7W-15L |

| | Points | PPG |
|---------------|--------|-----|
| F. Sanchietti | 144 | 6.5 |
| Schurr | 138 | 6.3 |
| B. Cann | 134 | 6.1 |
| M.Cann | 120 | 5.5 |
| Jones | 127 | 5.8 |
| Canevari | 54 | 2.5 |
| Webb | 35 | 1.7 |
| Hindley | 41 | 1.9 |
| Vega | 35 | 1.6 |
| Watchorn | 17 | |
| Taylor | 3 | |

Piner 1972-1973

| Date | Opponent | Piner | Opponent | W-L |
|--------------------------------|--------------------|-------------|-------------|---------------|
| 11/30/1972 | St. Helena | 52 | 32 | W |
| 1/2/1972 | Ukiah | 45 | 58 | L |
| 1/7/1972 | Hope/REIBT | 54 | 57 | L |
| 1/8/1972 | Oakland Tech/REIBT | 35 | 69 | L |
| 1/9/1972 | Healds./REIBT | 56 | 41 | W |
| 1/12/1972 | at San Marin | 42 | 49 | L |
| 1/15/1972 | Terra Linda | 44 | 51 | L |
| 1/3/1973 | at Vintage | 45 | 58 | L |
| 1/5/1973 | Santa Rosa | 46 | 62 | L |
| 1/9/1973 | at RC | 37 | 49 | L |
| 1/16/1973 | at El Molino | 56 | 40 | W |
| 1/19/1973 | Healds | 21 | 45 | L |
| 1/23/1973 | Sonoma | 37 | 57 | L |
| 1/26/1973 | at Analy | 36 | 46 | L |
| 1/30/1973 | CN | 51 | 45 | W |
| 2/2/1973 | RC | 43 | 34 | W |
| 2/9/1973 | EM | 56 | 32 | W |
| 2/13/1973 | at Healds. | 42 | 43 | L |
| 2/16/1973 | at Sonoma | 60 | 75 | L |
| 2/20/1973 | Analy | 60 | 46 | W |
| 2/23/1973 | CN | 50 | 55 | L |
| Total Points | | 968 | 1044 | |
| Average Points Per Game | | 46.1 | 49.7 | 7W-14L |

| | Points | PPG |
|-----------|--------|------|
| Mertle | 214 | 10.2 |
| M. Cann | 144 | 6.9 |
| B. Taylor | 143 | 6.8 |
| Canevari | 137 | 6.5 |
| Schurr | 121 | 5.8 |
| Cooper | 112 | 5.3 |
| Garavalde | 43 | 2.0 |
| Balbin | 17 | 0.8 |
| Watchorn | 14 | |
| Gilroy | 14 | |
| Tolestrup | 7 | |

Piner 1973-1974

| Date | Opponent | Piner | Opponent | W-L |
|------------|------------------------|-------|----------|-----|
| 11/30/1973 | Ukiah | 70 | 72 | L |
| 12/6/1973 | Highlands of Sac/REIBT | 28 | 44 | L |
| 12/7/1973 | Alameda/REIBT | 41 | 78 | L |
| 12/8/1973 | San Marin/REIBT | 45 | 41 | W |
| 12/13/1973 | Fortuna/Ukiah Invit | 53 | 63 | L |
| 12/14/1973 | Pacific | 48 | 30 | W |
| 12/15/1973 | Palo Alto | 31 | 32 | L |
| 12/18/1973 | Terra Linda | 56 | 55 | W |
| 12/21/1973 | San Marin | 36 | 38 | L |
| 1/4/1974 | Santa Rosa | 38 | 65 | L |
| 1/8/1974 | El Molino | 35 | 32 | W |
| 1/11/1974 | at Analy | 44 | 69 | L |
| 1/15/1974 | Casa Grande | 38 | 47 | L |
| 1/18/1974 | at Healds. | 31 | 48 | L |
| 1/22/1974 | Sonoma | 54 | 67 | L |
| 1/25/1974 | RC | 44 | 47 | L |
| 1/29/1974 | at CN | 42 | 55 | L |
| 2/1/1974 | at El Molino | 49 | 41 | W |
| 2/5/1974 | Analy | 70 | 59 | W |
| 2/8/1974 | at CG | 36 | 34 | W |
| 2/13/1974 | Healds. | 51 | 68 | L |
| 2/16/1974 | at Sonoma | 53 | 48 | W |
| 2/19/1974 | At RC | 52 | 51 | W |
| 2/22/1974 | CN | 43 | 37 | W |

Total Points

1088

1221

Average Points Per Game

45.3

50.9

10W-14L

| | Points | PPG |
|---------------|--------|------|
| Mertle | 348 | 14.5 |
| Cooper | 232 | 9.7 |
| Schurr | 196 | 8.2 |
| Coulombe | 128 | 5.3 |
| Tollestrup | 110 | 4.6 |
| Henderson | 29 | 2.9 |
| Balbin | 26 | 1.1 |
| Martin | 6 | |
| E. Tollestrup | 5 | |
| Guillroy | 5 | |
| Kron | 2 | |
| Makalwi | 1 | |

Piner 1974-1975

| Date | Opponent | Piner | Opponent | W-L |
|------------|-------------------------|-------|----------|-----|
| 12/7/1974 | Ukiah | 45 | 47 | L |
| 12/12/1974 | Piedmont/REIBT | 62 | 59 | W |
| 12/13/1974 | Montomery/REIBT | 47 | 57 | L |
| 12/14/1974 | Analy/REIBT | 21 | 30 | L |
| 12/20/1974 | San Marin/Pet. Classic | 38 | 40 | L |
| 12/21/1974 | Petaluma/Pet. Classic | 64 | 45 | W |
| 1/3/1975 | Montgomery/City Classic | 38 | 54 | L |
| 1/4/1975 | SR/City Classic | 38 | 56 | L |
| 1/7/1975 | RC | 39 | 42 | L |
| 1/11/1975 | at El Molino | 44 | 38 | W |
| 1/14/1975 | at Analy | 42 | 52 | L |
| 1/17/1975 | CG | 48 | 37 | W |
| 1/21/1975 | at Healds. | 49 | 39 | W |
| 1/24/1975 | Sonoma | 58 | 39 | W |
| 1/28/1975 | CN | 35 | 56 | L |
| 1/31/1975 | at RC | 44 | 45 | L |
| 2/4/1975 | El Molino | 55 | 41 | W |
| 2/7/1975 | Analy | 37 | 33 | W |
| 2/11/1975 | CG | 59 | 57 | L |
| 2/14/1975 | Healds. | 43 | 49 | L |
| 2/18/1975 | at Sonoma | 55 | 54 | W |
| 2/21/1975 | at CN | 50 | 57 | L |

Total Points

1011

1027

Average Points Per Game

46.0

46.7

9W-13L

| | Points | PPG |
|-----------|--------|------|
| Mertle | 401 | 18.2 |
| Coloumbe | 197 | 9.0 |
| Shaw | 88 | 4.0 |
| Gerhardt | 83 | 3.8 |
| Boldt | 77 | 3.5 |
| Kron | 77 | 3.5 |
| Say | 34 | 2.1 |
| Williams | 20 | |
| Blackwell | 15 | |
| Ramsey | 14 | |
| Hopkins | 3 | |
| White | 2 | |

Piner 1975-1976

| Date | Opponent | Piner | Opponent | W-L |
|--------------------------------|----------------|-------------|-------------|---------------|
| 12/2/1975 | at Montgomery | 42 | 75 | L |
| 12/5/1975 | at Petaluma | 42 | 48 | L |
| 12/11/1975 | CG/REIBT | 50 | 37 | W |
| 12/12/1975 | Tennyson/REIBT | 41 | 56 | L |
| 12/13/1975 | RC/REIBT | 42 | 25 | W |
| 12/18/1975 | at Analy | 41 | 56 | L |
| 12/19/1975 | Tamalpais | 37 | 61 | L |
| 1/2/1976 | Montgomery | 32 | 42 | L |
| 1/3/1976 | Santa Rosa | 50 | 48 | W |
| 1/7/1976 | Sonoma | 45 | 52 | L |
| 1/9/1976 | RC | 39 | 41 | L |
| 1/14/1976 | at EM | 48 | 41 | W |
| 1/16/1976 | at Analy | 51 | 46 | W |
| 1/21/1976 | CG | 41 | 46 | L |
| 1/23/1976 | at Healds. | 33 | 43 | L |
| 1/27/1976 | at CN | 43 | 48 | L |
| 1/30/1976 | at Sonoma | 40 | 57 | L |
| 2/4/1976 | at RC | 46 | 37 | W |
| 2/6/1976 | EM | 21 | 24 | L |
| 2/9/1976 | Analy | 42 | 43 | L |
| 2/11/1976 | at CG | 40 | 53 | L |
| 2/18/1976 | Healds. | 32 | 49 | L |
| 2/20/1976 | CN | 26 | 50 | L |
| Total Points | | 924 | 1078 | |
| Average Points Per Game | | 40.2 | 46.9 | 6W-17L |

| | Points | PPG |
|------------|--------|------|
| Anderson | 311 | 13.5 |
| Sanchietti | 178 | 7.7 |
| Colter | 114 | 5.0 |
| Gerhardt | 111 | 4.8 |
| Padilla | 89 | 3.9 |
| Curry | 63 | 2.7 |
| Yokoyama | 32 | |
| Rotan | 10 | |
| Thompson | 6 | |
| Thornburgh | 6 | |
| Blackwell | 4 | |
| Clark | 2 | |

Piner 1976-1977

| Date | Opponent | Piner | Opponent | W-L |
|------------|-------------------|-------|----------|-----|
| 11/30/1976 | Montgomery | 38 | 57 | L |
| 12/3/1976 | CN | 40 | 46 | L |
| 12/9/1976 | Mont./REIBT | 47 | 54 | L |
| 12/10/1976 | Healds/REIBT | 58 | 39 | W |
| 12/11/1976 | CG/REIBT | 40 | 51 | L |
| 12/16/1976 | SR/Rose City | 43 | 39 | W |
| 12/17/1976 | Hayward/Rose City | 40 | 61 | L |
| 12/18/1976 | CN/Rose City | 45 | 48 | L |
| 1/4/1977 | RC | 83 | 48 | W |
| 1/7/1977 | at Ukiah | 47 | 64 | L |
| 1/11/1977 | at SR | 39 | 41 | L |
| 1/14/1977 | at Petaluma | 41 | 62 | L |
| 1/19/1977 | at Healds. | 56 | 34 | W |
| 1/22/1977 | EM | 55 | 45 | W |
| 1/26/1977 | Analy | 48 | 39 | W |
| 1/28/1977 | at Sonoma | 51 | 89 | L |
| 2/2/1977 | at CG | 43 | 43 | L |
| 2/4/1977 | Healds. | 42 | 41 | W |
| 2/8/1977 | at EM | 44 | 35 | W |
| 2/9/1977 | at Analy | 55 | 39 | W |
| 2/11/1977 | Sonoma | 51 | 71 | L |
| 2/18/1977 | CG | 37 | 40 | L |

Total Points

1043

1086

Average Points Per Game

47.4

49.4

9W-13L

| | Points | PPG |
|------------|--------|------|
| Sanchietti | 288 | 13.7 |
| Anderson | 250 | 12.5 |
| Colter | 188 | 8.5 |
| Yokoyama | 80 | 3.6 |
| Argue | 77 | 3.5 |
| Thompson | 57 | 4.8 |
| Kelly | 57 | 4.1 |
| Shelley | 22 | 1.0 |
| Jackson | 18 | |
| Swartz | 6 | |

Piner 1977-1978

| Date | Opponent | Piner | Opponent | W-L |
|------------|---------------------------|-------|----------|-----|
| 11/29/1977 | SR | 53 | 43 | W |
| 12/2/1977 | Montgomery | 49 | 51 | L |
| 12/8/1977 | Ukiah/REIBT | 72 | 63 | W |
| 12/9/1977 | Analy/REIBT | 45 | 42 | W |
| 12/10/1977 | Franklin/REIBT | 48 | 37 | W |
| 12/15/1977 | St.Benard's/Eureka | 54 | 36 | W |
| 12/16/1977 | Pinole Valley/Eureka | 68 | 52 | W |
| 12/17/1977 | El Cerrito/Eureka | 25 | 38 | L |
| 12/30/1977 | Armijo | 50 | 32 | W |
| 1/3/1978 | at Montgomery | 44 | 36 | W |
| 1/6/1978 | at CN | 42 | 35 | W |
| 1/10/1978 | at RC | 56 | 38 | W |
| 1/13/1978 | Ukiah | 65 | 53 | W |
| 1/17/1978 | SR | 39 | 42 | L |
| 1/20/1978 | Petaluma | 49 | 39 | W |
| 1/25/1978 | Healdsburg | 54 | 36 | W |
| 1/27/1978 | at EM | 51 | 25 | W |
| 2/1/1978 | at Analy | 44 | 43 | W |
| 2/3/1978 | Sonoma | 41 | 51 | L |
| 2/8/1978 | CG | 74 | 59 | W |
| 2/10/1978 | at Healds. | 39 | 42 | L |
| 2/15/1978 | EM | 58 | 32 | W |
| 2/17/1978 | Analy | 52 | 43 | W |
| 2/22/1978 | at Sonoma | 45 | 52 | L |
| 2/24/1978 | at CG | 67 | 51 | W |
| 3/1/1978 | Montgomery/Playoffs at SR | 36 | 44 | L |

Total Points

1320

1115

Average Points Per Game

50.8

42.9

19W-7L

| | Points | PPG |
|------------|--------|------|
| Sanchietti | 376 | 14.5 |
| Anderson | 332 | 12.8 |
| Colter | 189 | 7.3 |
| Argue | 176 | 6.8 |
| Kelly | 146 | 5.6 |
| Bosse | 36 | 1.5 |
| Shelly | 34 | 1.4 |
| Robinson | 11 | |
| Jackson | 9 | |
| Griffin | 5 | |
| Bri. Bosse | 2 | |
| Williams | 2 | |
| Osegura | 2 | |

Piner 1978-1979

| Date | Opponent | Piner | Opponent | W-L |
|--------------------------------|-----------------|-------------|-------------|---------------|
| 11/28/1978 | Santa Rosa | 45 | 56 | L |
| 12/1/1978 | Montgomery | 41 | 43 | L |
| 12/8/1978 | Mont/REIBT | 53 | 50 | W |
| 12/9/1978 | Ukiah/REIBT | 50 | 68 | L |
| 12/10/1978 | Healds/REIBT | 41 | 51 | L |
| 12/14/1978 | Eureka/ET | 31 | 52 | L |
| 12/15/1978 | St. Bernards/ET | 51 | 33 | W |
| 12/16/1978 | Fortuna/ET | 51 | 58 | L |
| 12/29/1978 | at Armijo | 62 | 66 | L |
| 1/2/1979 | at Petaluma | 63 | 61 | W |
| 1/5/1979 | Montgomery | 46 | 53 | L |
| 1/10/1979 | CN | 44 | 42 | W |
| 1/12/1979 | RC | 43 | 48 | L |
| 1/15/1979 | at Ukiah | 31 | 50 | L |
| 1/19/1979 | at SR | 35 | 41 | L |
| 1/24/1979 | Sonoma | 54 | 67 | L |
| 1/26/1979 | Healds | 50 | 39 | W |
| 1/31/1979 | at EM | 49 | 41 | W |
| 2/2/1979 | at Analy | 53 | 46 | W |
| 2/7/1979 | at CG | 47 | 52 | L |
| 2/9/1979 | at Sonoma | 51 | 63 | L |
| 2/14/1979 | at Healds. | 41 | 71 | L |
| 2/16/1979 | EM | 62 | 51 | W |
| 2/21/1979 | Analy | 46 | 48 | L |
| 2/23/1979 | CG | 40 | 52 | L |
| Total Points | | 1180 | 1302 | |
| Average Points Per Game | | 47.2 | 52.1 | 8W-17L |
| | Points | PPG | | |
| Kelly | 282 | 11.3 | | |
| Masolini | 245 | 10.2 | | |
| Linde | 203 | 8.1 | | |
| Bosse | 191 | 7.6 | | |
| Bri Bosse | 87 | 3.5 | | |
| G. Williams | 37 | 1.6 | | |
| J. Williams | 31 | 1.3 | | |
| Robinson | 32 | 1.3 | | |
| Sowell | 27 | 1.2 | | |
| Kovatch | 7 | | | |
| Kingsborough | 5 | | | |
| T. Argue | 6 | | | |
| Osceguera | 3 | | | |
| Carbajal | 4 | | | |

(Complete scoring is only known for Masolini. Individual scoring is missing for one game vs. Mont. In the REIBT)

1978 Team

First Piner Basketball team to...

- have a winning season
- be in the finals of a tournament (occurring twice in December 1977), the REIBT and Eureka
- win a tournament (beating Franklin of Stockton at Healdsburg REIBT Tournament)
- beat Montgomery
- beat all Santa Rosa city teams in a single year (Santa Rosa, Montgomery, Cardinal Newman)
- be rated Number 1 in the Redwood Empire
- receive a playoff berth
- score over 1300 points (1,320)
- have the largest win streak (5 games, occurring twice)
- have two players win all-tournament selections occurring twice
- have one player be named tournament MVP in a tournament

1978 Team Records of Entire Coach Gaddie Era

- only Coach Gaddie team to be rated number 1 in Redwood Empire
- best record at 19-7 (the 1982 team come in at second with a 18-8 record)
- best defensive team allowing only 42.9 ppg
- only team to win a tournament (beating Franklin of Stockton at Healdsburg REIBT Tournament)
- one of only two teams to reach the NCS playoffs (the other was the 1984 team)
- highest point differential between offense and defense (8.1 ppg)
- only team to have two all-tournament selections in two different tournaments
- have one player be named tournament MVP in a tournament

Interesting Team Facts (1966-1979)

- First game ever played was against El Molino at Healdsburg High on 12/2/1966 losing 34-47
- First win was against Concordia on 12/14/1966 at Piner
- 20 of 107 wins (19%) were against El Molino
- First win against Cardinal Newman was on 12/6/1968 in controversial finish: 29-28 at Piner
- Record vs. Cardinal Newman: 6-17
- Most points scored in a single season: 1978 team 1,320, 2nd closest is 1979 team with 1,180
- Record vs. Rancho Cotate: 11-11
- Record vs. Montgomery: 2-13
- Piner's record: 107-179

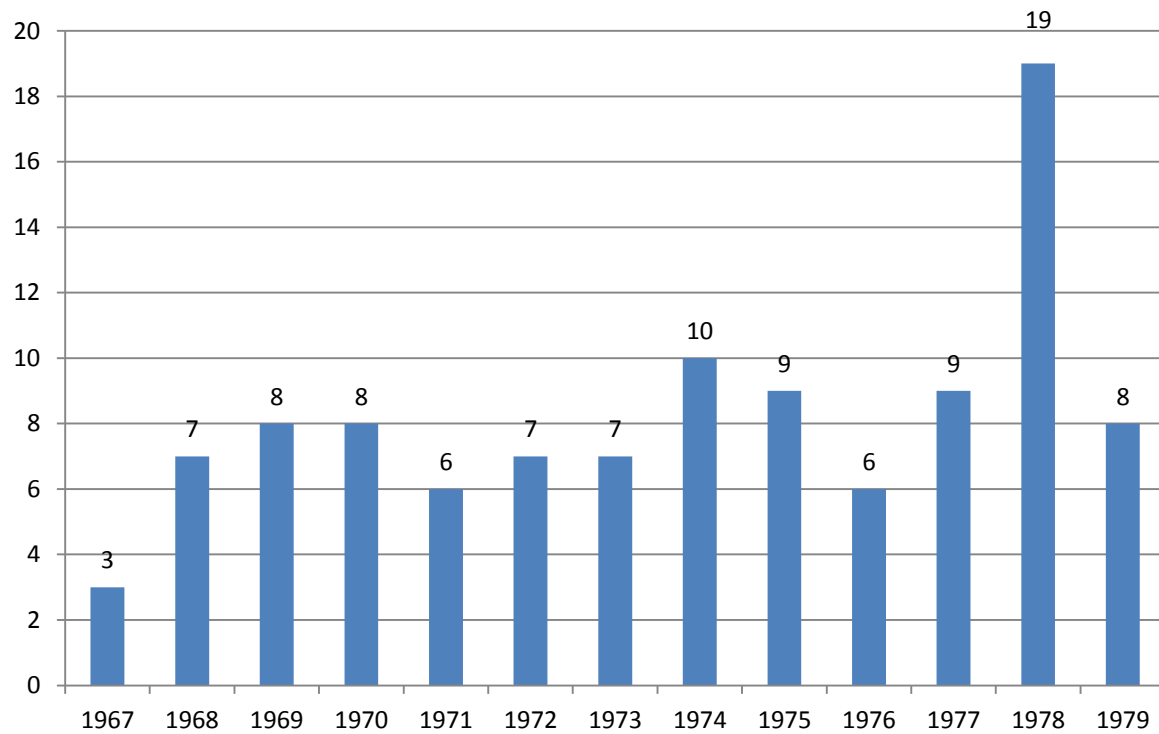
Interesting Team Facts Entire Coach Gaddie Era

- The 1984 team, led by Mo Egan, was the lone Piner team to win league. They won 8 of their last 10 games.
- Record vs. Cardinal Newman: 12-34
- Won 236 of 583 games for a 40.5% winning percentage
- Had 6 winning seasons: 1978, 1981, 1982, 1984, 1985, 1991
- Moved to the NBL from the SCL starting in the 1987 season
- Record vs El Molino: 35-16
- The 1991 team scored over 1,600 points in 28 games (1,662) but gave up 1,542 points
- The 1981 team only played 16 games due to a teacher strike: 9-7
- Two teams went to the NCS playoffs: 1978 and 1984
- The Sonoma County Classic Tournament was started in 1983 by Coach Gaddie and continues to this day under Coach Erickson
- Had two players score over 26 ppg: Joe Barich (1982), Steve Kramer (1991)
- Longest win streak – 7 games by the 1982 team

Piner High Basketball Team Statistics/Records 1967-1979

| <u>Most Wins</u> | |
|------------------|----|
| 1977-78 | 19 |
| 1973-74 | 10 |

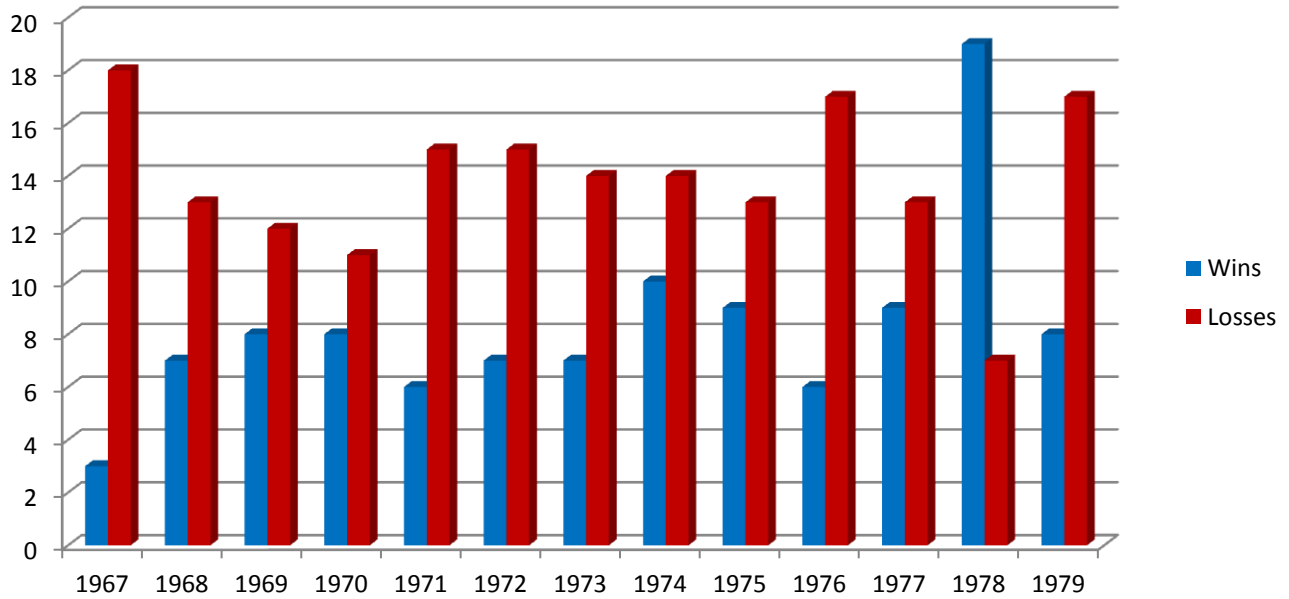
Piner High Basketball Wins 1967-1979



Best Team Records

| | |
|---------|-------------|
| 1977-78 | 19-7 (73%) |
| 1969-70 | 8-11 (42%) |
| 1973-74 | 10-14 (41%) |

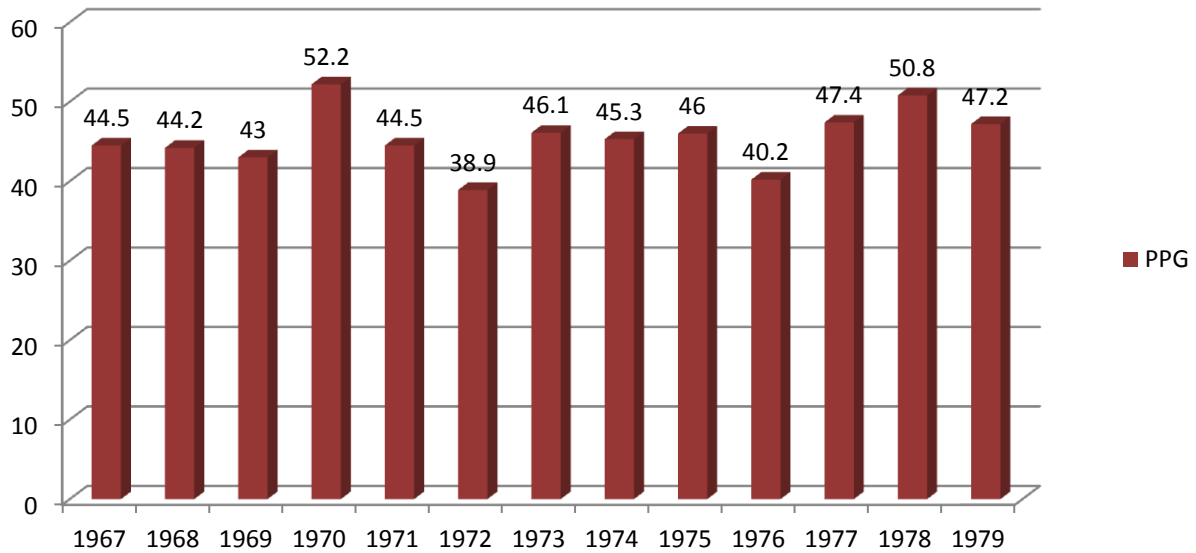
Piner Basketball Wins/Losses 1967-1979



Best Offensive Teams (PPG)

| | |
|---------|------|
| 1969-70 | 52.2 |
| 1977-78 | 50.8 |

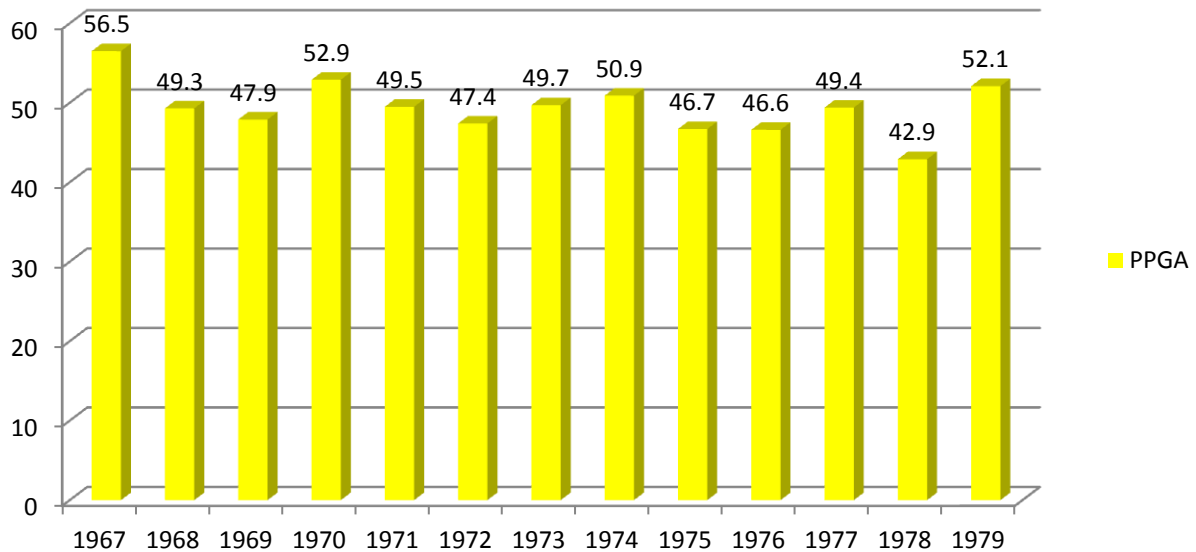
1967-79 Points Per Game



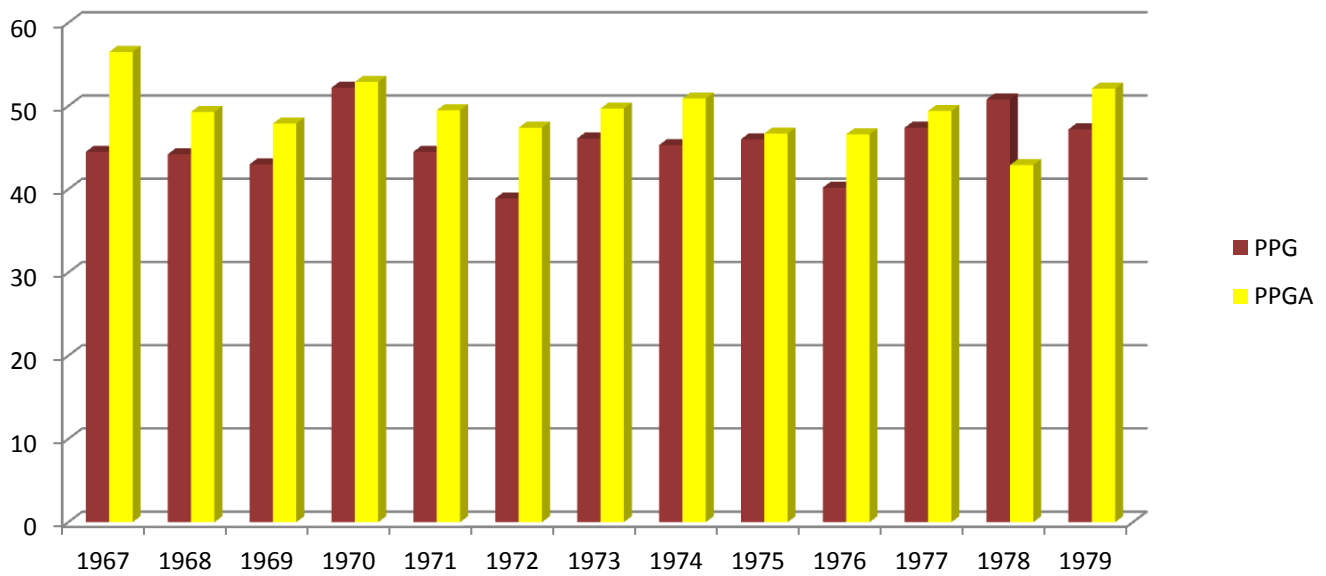
Best Defensive Teams (PPGA)

| | |
|---------|------|
| 1978-79 | 42.9 |
| 1975-76 | 46.6 |

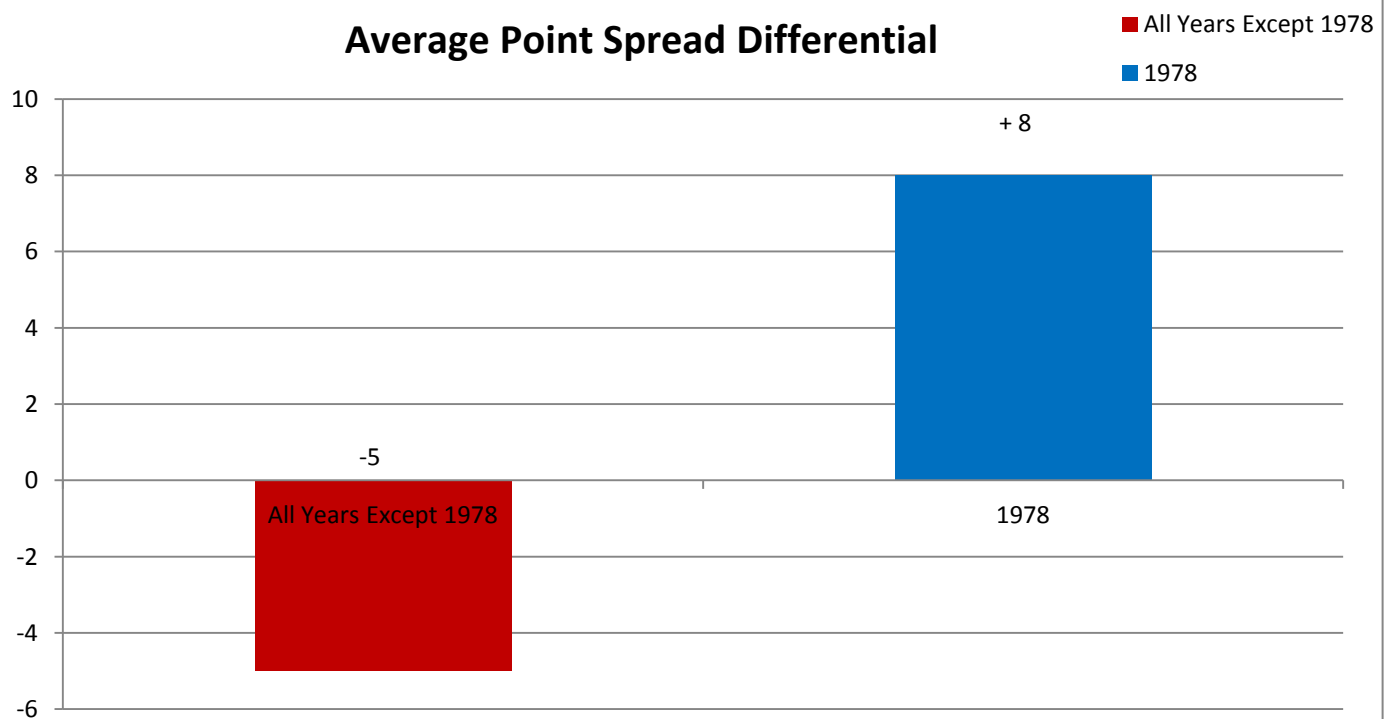
1967-79 Points Per Game Against



1967-79 Points Per Game Totals



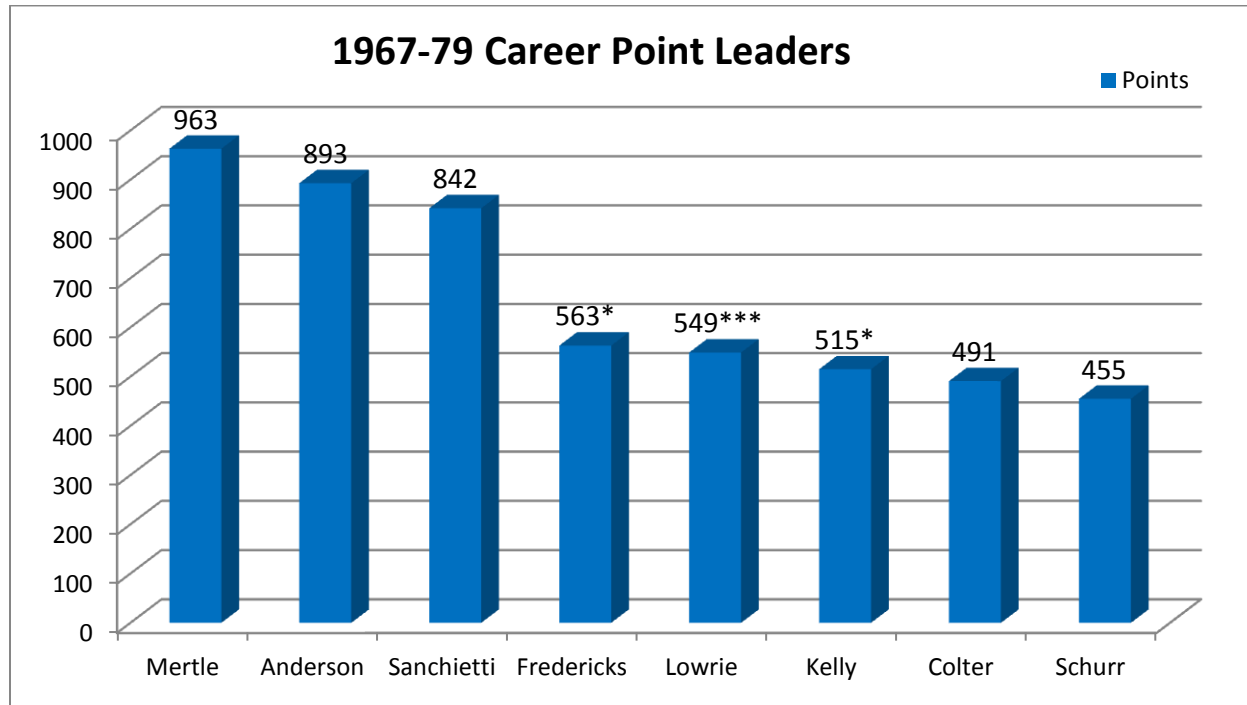
Average Point Spread Differential



Piner High Basketball Individual Statistics/Records 1967-1979

Career Point Leaders

| | |
|--------------|---------------|
| Mertle | 963 (1973-75) |
| Anderson | 893 (1976-78) |
| P.Sanchietti | 842 (1976-78) |



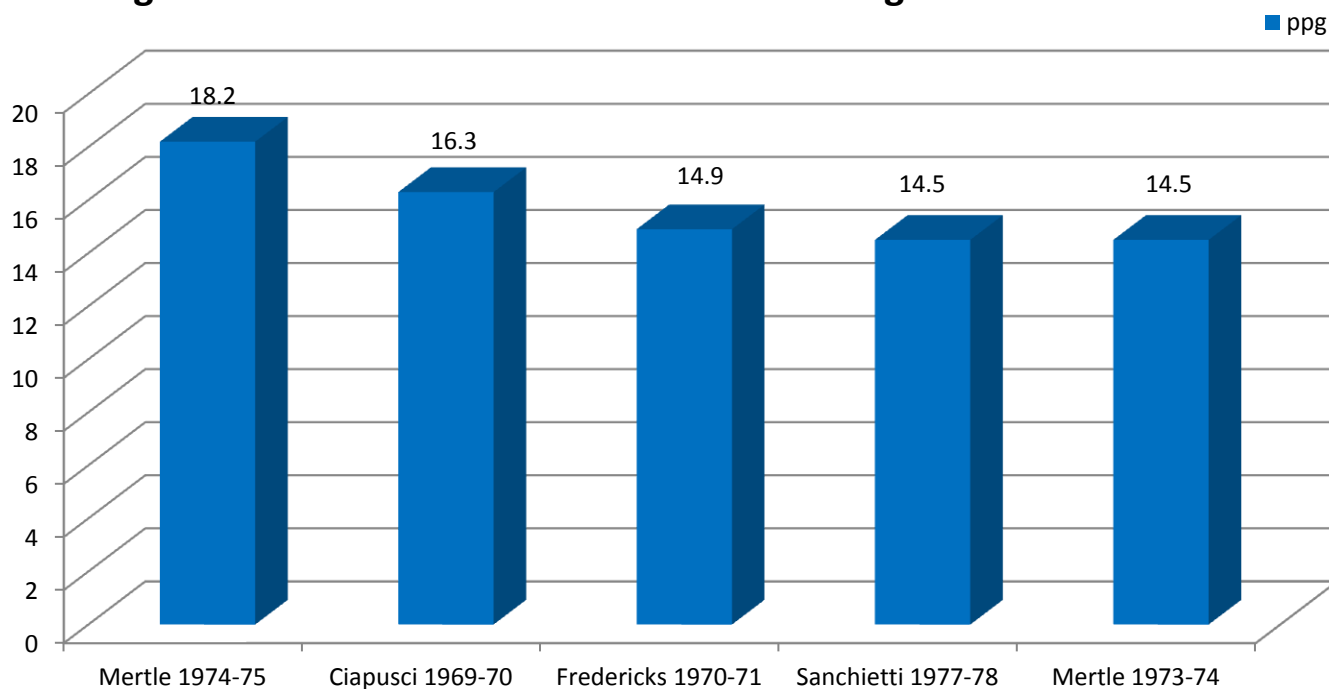
*** 3 games of scoring is missing for this player

* 1 game of scoring is missing for this player

Highest Individual Points Per Game in a Single Season

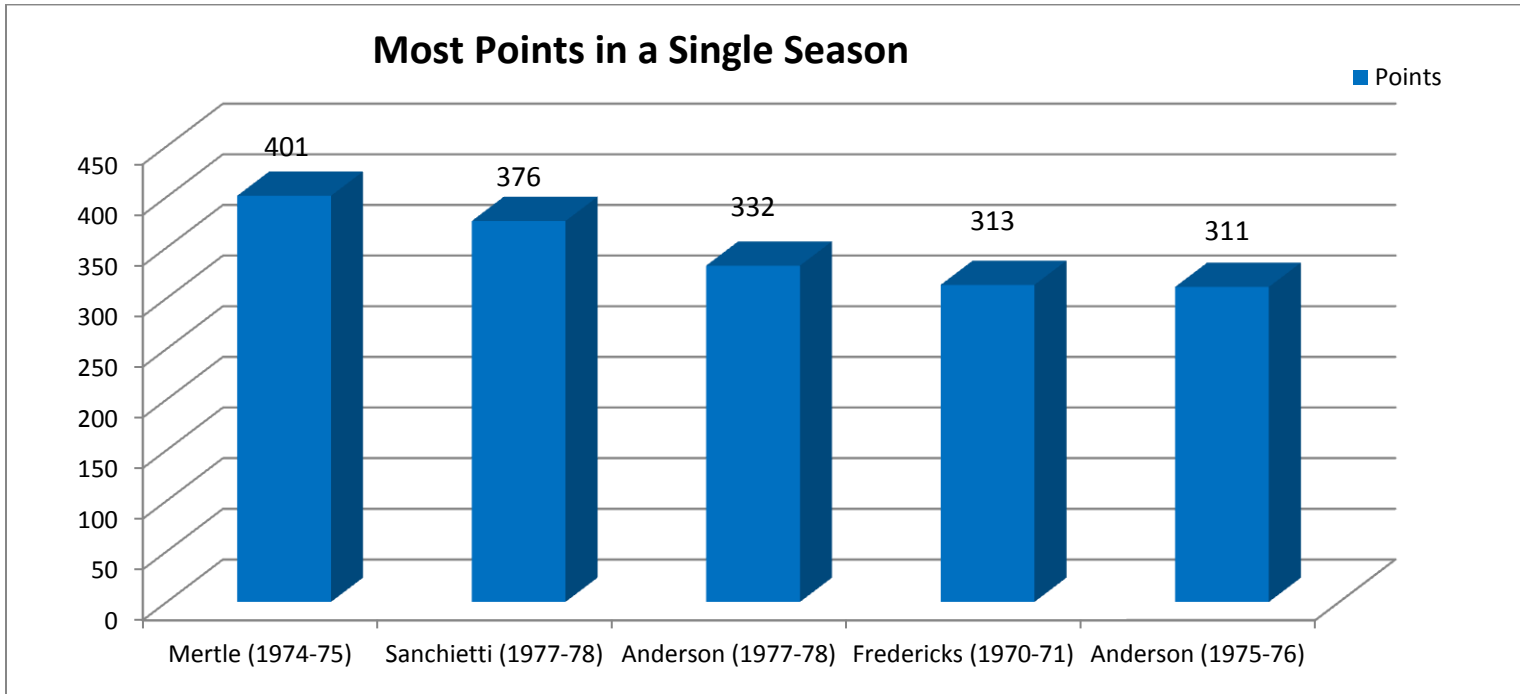
| | |
|--------------|----------------|
| Mertle | 18.2 (1974-75) |
| Ciapusci | 16.3 (1969-70) |
| Fredericks | 14.9 (1970-71) |
| P.Sanchietti | 14.5 (1977-78) |
| Mertle | 14.5 (1973-74) |

Highest Individual Points Per Game For A Single Season



Most Points in a Single Season

| | |
|--------------|---------------|
| Mertle | 401 (1974-75) |
| P.Sanchietti | 376 (1977-78) |
| Anderson | 332 (1977-78) |
| Fredericks | 313 (1970-71) |
| Anderson | 311 (1975-76) |



Best Sophomore Season

| | |
|---------------|---------------|
| Anderson | 311 (1975-76) |
| Wirtz | 272 (1966-67) |
| Mertle | 214 (1972-73) |
| P. Sanchietti | 178 (1975-76) |
| Schurr | 138 (1971-72) |

